
**LEGENDA**
**Pmax (kg)**: greutatea totală a porții (incluzând și accesoriile)

**A (m)**: deschidere gol util

**S (m)**: lungime totală poartă

**C (m)**: distanță inter ax rolă

**F1max (kg)**: sarcina maximă

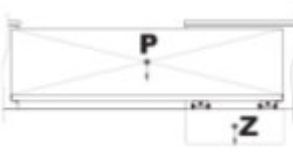
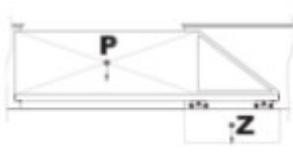
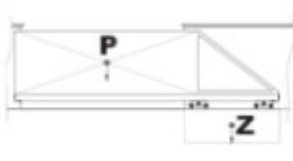
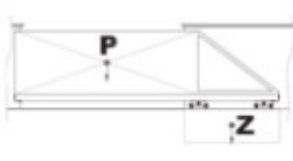
**D (m)**: distanța necesară pentru ghidaj cu rulment

**Zmin (kg)**: greutatea minimă a fundației

**TxUxH min (m)**: dimensiuni fundație

**F2 (kg)**: sarcina maximă

**B (m)**: distanța necesară pentru opritori

| SERIA 3000L   |       |       |               |  |   |                                    |   |   |                                    |
|---|-------|-------|---------------|--|---|------------------------------------|---|---|------------------------------------|
| Dimensiuni  |       |       | TxUxH min (m) | Incarcare uniforma   |   |                                    | Incarcare neuniforma  |   |                                    |
| A (m)   | C (m) | S (m) |               | Pmax<br>1785 kg  | Zmin<br>3665 kg   | Pmax<br>fara<br>greutatea<br>sinei | Pmax<br>1385 kg   | Zmin<br>4640 kg   | Pmax<br>fara<br>greutatea<br>sinei |
| 6   | 2.40  | 9.5   | 3.1x0.60x0.60 |  |  | 1508                               |  |  | 1108                               |
| 7   | 2.80  | 10.9  | 3.5x0.60x0.60 |  |   | 1468                               |   |   | 1068                               |
| 8   | 3.20  | 12.3  | 3.9x0.60x0.60 |  |   | 1428                               |   |   | 1028                               |
| 9   | 3.60  | 13.7  | 4.3x0.60x0.60 |  |   | 1388                               |   |   | 988                                |
| 10  | 4.00  | 15.1  | 4.7x0.60x0.60 |  |   | 1348                               |   |   | 948                                |
| 11  | 4.40  | 16.5  | 5.1x0.60x0.60 |  |   | 1308                               |   |   | 908                                |
| 12  | 4.80  | 17.9  | 5.5x0.60x0.60 |  |   | 1268                               |   |   | 868                                |
| Valori constante : F1max (kg) 3200 ; D (m) 0.40 ; B (m) 0.115 ; Gmin (m) 0.10 ; Emin (m) 0.60 |       |       |               |  |   |                                    |   |   |                                    |

|   |   |   |  |   |
|---|---|---|--|---|
|  |  |  |  |  |
| <b>Cod 3010</b>   | <b>Cod 3020</b>   | <b>Cod 3030</b>   | <b>Cod 222</b>   | <b>Cod P140.Z</b>   |
| 386 €<br>x 2buc<br>772 €  | 53 €<br>x 2buc<br>106 €   | 30 €<br>x 2buc<br>60 €  | 27 €<br>x 2buc<br>54 €   | 1975 €<br>(15m)   |
| <b>PRET TOTAL : 2967 €</b>  |   |   |  |   |

**HUNING TRADE S.R.L.**

 Cluj-Napoca, Str. Ciprian Porumbescu,  
Nr. 29, 400338, Jud. Cluj, Romania

 Tel./Fax: +40-264-438362  
 Mobil: +40-720-600701  
 E-mail: info@huningtrade.ro  
 Web: www.huningtrade.ro

 CUI: R 16877399  
 Reg Com: J12/3828/2004  
 IBAN: RO 74 BTRL 0130 1202 7581 18XX  
 Deschis la: Banca Transilvania, Cluj-Napoca